

# Shinran Shonin's 750th Memorial Group Leaders' Handbook

## Contents

Daily Schedule.....	2
Shinran Shonin's 750th Memorial Schedule .....	2
Upon Arrival to Hongwanji .....	3-4
Seating Arrangement for Goeido .....	4-5
Wheelchair Accessibility and Accommodations for the Visually and Hearing Impaired .....	6
Donations.....	7
Confirmation Ceremony.....	8-9
Picture Taking.....	10
Meals .....	11
Insurance Coverage .....	12
<u>Commemorative Events and Hongwanji Affiliated Sites in Kyoto</u>	
Summary of the commemorative events .....	13
Area Map.....	14
A) Service Area / Yellow zone .....	15
B) Rest Area / Blue zone .....	16
C) <i>Monzencho</i> Area / Green zone.....	16
Ryukoku Museum. ....	17
Directory.....	18

## Supplementary

Figure 1 .....	Visitors/Bus Routes
Figure 2 .....	Hongwanji architectural treasures route map
Figure 3 .....	<i>Tegami</i> exhibit location
Figure 4 .....	Hongwanji Illumination location

## Forms

KIKYOSHIKI APPLICATION FORM

CONFIRMATION CEREMONY APPLICATION FORM FOR NAME REQUEST

RESERVATION FORM FOR GROUP PICTURES

AN'NON BENTO RESERVATION ORDER FORM

## Daily Schedule

Time	Event	Location
5:30	Gates Open	
6:00	Morning Service	Amidado & Goeido
7:00	<b>NOTE:</b> During the months that the 750th Memorial for Shinran Shonin is observed*, Confirmation Ceremony following the daily morning service during the 9–16th of the month will not be conducted. *(April – June, Sept – Nov, 2011 and Jan 2012)	
9:30	Pre-Service Session	Goeido
9:45	<i>Engi</i> procession	
<b>10:00</b>	<p align="center"><b>Shinran Shonin's 750th Memorial Service</b> (Morning session)</p> <p>9th–12th <i>Shuso Sango Saho</i>            13th–16th <i>Shuso Sango Saho</i> Musical Service</p> <p align="center">*Dharma message to follow</p>	
<b>11:00</b>	Confirmation Ceremony	Amidado
12:30		
14:00	Pre-Service Session	Goeido
14:15	<i>Engi</i> Procession	
<b>14:30</b>	<p align="center"><b>Shinran Shonin's 750th Memorial Service</b> (Afternoon session)</p> <p>9th–12th <i>Shuso Sango Saho</i>            13th–16th <i>Shuso Sango Saho</i> Musical Service</p> <p align="center">* Dharma message to follow</p>	
<b>15:30</b>	Confirmation Ceremony	Amidado
17:00	Evening service will follow Confirmation Ceremony	
18:00	Gates Close	

### Shinran Shonin's 750th Memorial Schedule

April 9 (Sat.) - 16 (Sat.), 2011

May 9 (Mon.) - 16 (Mon.), 2011

June 9 (Thu.) - 16 (Thu.), 2011

September 9 (Fri.) - 16 (Fri.), 2011

October 9 (Sun.) - 16 (Sun.), 2011

November 9 (Wed.) - 16 (Wed.), 2011

January 9 (Mon.) - January 16 (Mon.), 2012

## Upon Arrival to Hongwanji

### A. Arrival By bus — from each parking lot to Goeido (**Fig. 1**)

#### Temporary Parking (along Horikawa Street)

1. Please remain on the bus until a Hongwanji staff confirms your group's arrival.
2. A colored flag and necessary handouts will be distributed to the group representative. (The color of the flag indicates the entrance into the Goeido you will enter through.)
3. Please get off the bus and walk safely along the designated walkway.
4. You will then be directed by a staff to enter the Hongwanji courtyard through the Goeido Gate. At this time, the group representative should sign-in and present the monetary donation at the registration desk located to the left of the gate.
5. Please encourage everyone to take their commemorative pictures and use the washroom facilities prior to entering the Goeido. Please enter the hall through the entrance indicated by your group's flag.

#### North Parking Lot (north side of Hongwanji)

1. (Same as Temporary Parking number 1)
2. (Same as Temporary Parking number 2)
3. Groups who have ordered lunch will be directed by a staff to the dining area. Groups going to the Goeido from the bus drop-off and Rest Area will be guided by staff members to the Goeido Gate. Should you have any questions, please feel free to call upon the staff.
4. (Same as Temporary Parking number 4)
5. (Same as Temporary Parking number 5)

### B. Arrival By foot — from the courtyard to the Goeido (**Fig. 1**)

1. For groups who have designated the Hongwanji as your meeting place, we ask that you meet your group at the registration/rest tent located on the left side of the Goeido Gate.  
Groups who will be coming to Hongwanji on foot, are also asked to enter Hongwanji through the Goeido Gate and assemble at the registration/rest tent located to the left of the gate.
2. Once your group has assembled, the group representative must sign-in at the registration desk at which time you will receive the necessary information and a colored flag. (Please present your monetary donation at the time of registration. Also, the color of the flag you receive indicates the entrance into the Goeido you will enter through.)
3. We encourage everyone to take their commemorative pictures and use the washroom facilities prior to entering the Goeido. Please enter the hall through the entrance as indicated by your group's flag. Should you have any questions, please feel free to call upon the staff.

C. Upon entering the Goeido – from the entrance of the hall to your seat

1. When entering the Goeido, use the entrance as indicated by your group's flag. Please remove your footwear and put them into the shoe bag that has been distributed to you with the commemorative bag, and take them with you to your seat. On rainy days, plastic bags for umbrellas will be distributed at the entrance of the Goeido. Please place your umbrella into the plastic bag and take it to your seat.
2. A staff member will be situated at the Goeido entrance to collect the flag and handouts that were distributed to your group representative at the registration desk. Groups will be directed to their seating area by a staff member. All seating arrangements have been made in advance.
3. Your group may be asked to wait to be seated in the event the hall becomes congested. We kindly ask for your patience.

D. After the service

1. Confirmation Ceremony participants: At the conclusion of the service, an announcement for the Confirmation Ceremony will be made and Ceremony participants only, will be directed by a staff to the Amidado. Ceremony participants must take their belongings with them to the Amidado. Following the Ceremony, participants will exit from the Amidado.
2. Other delegates: After Confirmation Ceremony participants exit the Goeido, groups will be led out by a staff. Groups seated nearest to the *naijin* (altar) will be directed first. Please remain in your seats until advised.

E. Bus pick-up (**Fig. 1**)

1. The loading for all chartered buses is located at the entrance of the north parking lot. A waiting area will be set up at the loading zone. Please use the waiting area as the final meeting location for your group before boarding your bus.
2. A bus call center will be set up at the north parking lot security office. A representative from your group must report to the bus call center to arrange for bus pick-up. Please **do not** contact your driver directly for pick-up.
3. A staff will notify the group when pick-up has been confirmed. Please have your group wait at the waiting area until you have been notified.

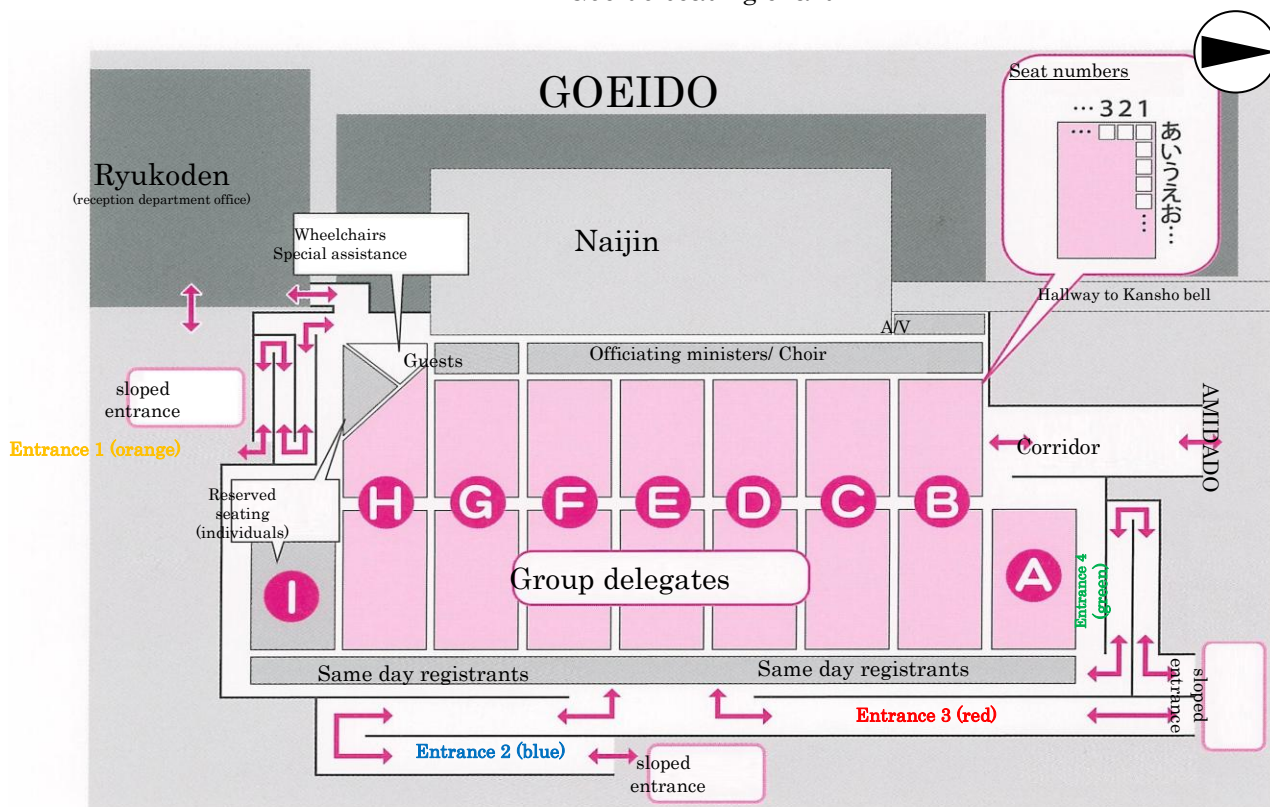
F. Others

1. In case of emergency, please immediately contact the staff.

## Seating Arrangement for Goeido

- A. Chairs will be set up and labeled for all delegates in the Goeido during the Memorial Service periods.
- B. Seats will be numbered in the following order:
  - Blocks will be sectioned off by the pillars in alphabetical order, from A to I, beginning at the north side of the hall.
  - The rows within each block are each indicated horizontally in order of hiragana syllables (あ,い,う,え,お...)
  - Each seat has been numbered. (Example: A-あ-1)
- C. The seats are categorized into the following six types: (1) special guests, (2) group delegates, (3) wheelchair use, (4) delegates requiring audio and visual assistance, (5) individuals with prior reservations, and (6) same-day registration.
- D. Sign-language interpreters or summarized captions will be made available in Japanese in the designated seating section. (Refer to p.6). Japanese Braille service books will be available upon request. Braille service books are to be returned at the end of the service.
- E. A drawing has been conducted to arrange seating order for temple district groups.
- F. Seating availability for individuals with prior reservations and same-day registrants will vary for each service.
- G. There are four entrances into the Goeido. Instructions will be given by the staff at the entrance. Please enter through the entrance you have been assigned to.

Goeido seating chart



## **Wheelchair Accessibility and Accommodations for the Visually and Hearing Impaired**

### ● Wheelchair accessibility

A limited supply of wheelchairs will be made available for use at Hongwanji. Entrance ways into the Goeido are sloped for wheelchair accessibility. Elevators are also available at the north end of the Amidado and the Ryukoden. Wheelchair accessibility is not available at Hino Birth Place and Suminobo.

Delegates using wheelchairs are asked to move to a regular seat within the group's designated seating area. Wheelchairs will be stored at the reception office during the service. Should it be difficult to transfer to a regular seat, a wheelchair seating section is available. Please inquire with staff. English translations of the service will not be available in the wheelchair section.

### ● Japanese sign language interpretation

Japanese sign language interpretation is available on the following days:

April 9, 2011 (Sat)	Morning / Afternoon
April 16, 2011 (Sat)	Morning / Afternoon
May 15, 2011 (Sun)	Morning / Afternoon
May 16, 2011 (Mon)	Morning / Afternoon
May 20, 2011 (Fri)	Morning only (infant presentation ceremony)
June 16, 2011 (Thu)	Morning / Afternoon
July 26, 2011 (Tue)	Morning only (service for children)
July 28, 2011 (Thu)	Morning only (service for children)
July 30, 2011 (Sat)	Morning only (service for children)
August 7, 2011 (Sun)	Morning only (service for youth)
September 16, 2011 (Fri)	Morning / Afternoon
October 16, 2011 (Sun)	Morning / Afternoon
November 16, 2011 (Wed)	Morning / Afternoon
January 16, 2012 (Mon)	Morning only

\*Summarized captions will be provided on other days.

Japanese Braille service books will be available upon request.

Special seating is available for wheelchairs and delegates requesting special assistance. Those who wish to be seated in these sections are asked to notify Hongwanji in advance. Audio and visual support is provided in Japanese only.

## Donations

### 1. Amount

Any amount is greatly appreciated. However, a participation donation of 3,000 yen or more per person is requested.

### 2. How to make a donation

- ① Please make all donations in yen.
- ② Each temple is asked to collect participation donations and submit the donation in one lump sum, using the designated donation envelope. Before submitting the donation to the registration desk please verify that the total donation amount and number of delegates has been filled in on the envelope.
- ③ Please submit the participation donation on the day of your group's participation at the registration desk prior to the service.
- ④ Commemorative mementoes will be distributed as follows:

Amount	Less than 3,000 Yen	3,000 - 10,000 Yen
Description	Bookmark	bookmark and book pouch

\*Donations exceeding 10,000 Yen will be designated for the Hongwanji Long-term Development Project and will receive a special memento

- ⑤ Pick-up for commemorative mementoes will be at the Monto Kaikan located at the north parking lot.
- ⑥ Other  
Participation donations will not be considered as a part of the donation to the 750th Memorial made by the temple and therefore will not be included as a part of the financial assistance for propagation and education.
- ⑦ Religious items such as scrolls of Amida, the Buddha's image, and the Name, Hongwanji designated service books and other items are available on receiving a designated amount of donation at the Hongwanji Reception Department located in the Ryukoden.

## Confirmation Ceremony

### 1. Time

Morning session.....At the conclusion of the 10:00 a.m. service

Afternoon session.....At the conclusion of the 2:30 p.m. service

### 2. Location

Amidado

Ceremony participants will be directed by a staff to the Amidado at the conclusion of the service.

Participants who will not be attending the service prior to the Confirmation Ceremony are asked to go directly to the Amidado at least 30 minutes prior to the ceremony (by 11:00 am for the morning session, by 3:30 pm for the afternoon session).

### 3. Application (must be received 2 months in advance)

Submission of KIKYOSHIKI APPLICATION FORM

Application forms must be collected within in each group and submitted together via postal mail or fax (075-371-7601) at least 2 months prior to the day of the Confirmation Ceremony to the Hongwanji Reception Department. All additions and cancellations must be made at least 20 days before the day of the Confirmation Ceremony.

Application forms are also available online through the Hongwanji website (<http://www.hongwanji.or.jp>). Electronically enter necessary information before printing the application (with QR code included).

Buddhist name requests

Fill-in the CONFIRMATION CEREMONY APPLICATION FORM FOR NAME REQUEST (内願用) to the Hongwanji Reception Department at least two months prior to the day of the Confirmation Ceremony. The request form must include the seal or signature of the applicant and *kaikyoshi* minister to which the applicant is affiliated. Faxed request forms are not accepted.

### 4. Designated donation for Confirmation Ceremony

#### (1) Amount

We ask that donations for the Confirmation Ceremony be collected and submitted by the group in one lump sum.

Adults (20 years and older)	Youth (19 and under)	Request for specific Buddhist name
10,000 yen	5,000 yen	10,000 yen (additional)

The donation for Confirmation Ceremony is designated as 10,000 yen for adults, and 5,000 yen for youth under 20 years of age. Those who wish to request a specific Buddhist name are required to make an additional 10,000 yen donation.

#### (2) Receipt

Receipts will be issued to the temple group. Receipts to individuals will not be issued.

(3) Confirmation Ceremony donation deadline

Donations for the Confirmation Ceremony must be submitted to the Hongwanji Reception Department in person before the service begins on the day of the Confirmation Ceremony. For questions and information, contact the Hongwanji International Department at:

Tel (075) 371-5547 or (075) 343-0424

Fax (075) 371-4070

E-mail: kokusai@hongwanji.or.jp

5. Confirmation Ceremony memento

Before the Confirmation Ceremony begins, the *shikisho* and *nenju* will be distributed to each participant in the Amidado for use during the Ceremony.

Following the Ceremony, each participant will receive his/her Buddhist name and a Confirmation Ceremony memento (*Jodo Shinshu—A Guide* book and the Statement of Confirmation).

6. Others

- The request form for a specific Buddhist name must be received at the Hongwanji Reception Department 2 months prior to the day of the Confirmation Ceremony. All request are final.
- All participants must use the *shikisho* and *nenju* distributed at the Amidado for the Confirmation Ceremony.
- Participants are asked to bring only their valuables with them to the Amidado. Please leave all other belongings with your group for the duration of the Confirmation Ceremony.
- Instructions following the Ceremony shall be given by the group representative.

## Picture Taking

### 1. Reservations

Fill out the RESERVATION FORM FOR GROUP PICTURES and submit to your travel agent. For more information, contact the Hongwanji International Center (Tel: 075-371-5547).

### 2. Location

One of the following locations may be selected for the group photo: Amidado or Karamon Gate. (see **Hongwanji map**)

### 3. Time

Picture taking will be available from 7:30 a.m. (following daily morning service) to 6:00 p.m. (gates close). Groups will generally have their picture taken upon arrival to the Hongwanji courtyard unless specified otherwise. (Groups will be notified of reservation times prior to arrival.) Should the reservation time be at a later time in the day, the group is asked to arrive at the picture taking site a few minutes prior to the reservation time slot to avoid delay. We ask for your patience and cooperation as there may be delays.

### 4. Photo pick-up and delivery

Photographs will be ready for pick-up approximately two hours following the photo session.

Groups who will have their picture taken before the service will receive their photographs upon departure from Hongwanji. Those with accommodations near Hongwanji may request to have the photographs dropped off at the lodging facility.

### 5. Hongwanji contracted photography studios

- Kyohei Shashin
- Corona
- Shimizu Kogeisha

\* If your group is attended by an exclusive photographer, please inform the Sampai Center through your travel agent to receive a picture taking permit. To avoid causing delays and congestion, group photos will not be permitted without a permit and proper permission.

## Meals

### 1. An'non bento (breakfast/lunch) reservations

Orders for bentos (boxed meals) are being accepted for your visitation to Hongwanji. The AN'NON BENTO RESERVATION ORDER FORM should be submitted to your travel agent. For more information, contact the Hongwanji International Center Department (Tel: 075-371-5547).

### 2. Location

A dining area in the North parking lot has been prepared for groups ordering bentos. Due to sanitary reasons and bento box disposal purposes, we ask that the bentos be consumed in the dining area only. Bentos are not to be taken elsewhere, including the Hongwanji courtyard and/or tour bus. Due to space limitations, the dining area is restricted to groups who have ordered bentos through the Sampai Center only.

### 3. Time

Breakfast 7:30 a.m.–8:15 a.m. Groups attending daily morning service (meal to follow service)

Lunch: 11:30 a.m.–12:15 p.m. Groups attending afternoon session (meal to precede service)

12:30 p.m.–1:15 p.m. Groups attending morning session (meal to follow service)

\* Time allocated for your group might slightly differ from the timetable above. A confirmation notice with the proper schedule for your group will be sent to your travel agent by the Sampai Center, one month prior to your arrival date. Please arrive at the dining area as specified on the final confirmation notice.

### 4. Caterers

- Hatoya Foods
- Fuji Catering
- Nanyoken

## Insurance Coverage

### 1. Summary

Insurance coverage shall be provided to group participants attending the 750th Memorial for Shinran Shonin at Hongwanji (Kyoto, Japan) effective from the group's entry into Japan until the time of departure from the country. Coverage shall include the following categories:

- Accidental death due to disease or injury,
- Emergency medical assistance including hospitalization and treatment due to injury

In addition to the insurance coverage provided by Hongwanji, we encourage groups to obtain supplementary travel insurance coverage.

### 2. Coverage/Limit

Maximum benefit amount per insured person		
Death caused by disease or injury		1million yen
Hospitalization due to casualty	Days hospitalized	
	1-4 days	10,000 yen
	5 days or more	20,000 yen
Treatment of injury (no hospitalization)	Days treatment received	
	1-4 days	5,000 yen
	5 days or more	10,000 yen

### 3. In case of an accident

- ① Should an accident occur, please contact the Hongwanji International Center immediately. (Tel: 075-371-5547)
- ② Please submit all necessary documents as instructed to the Sampai Center. For more information, contact the Hongwanji International Center Department (Tel: 075-371-5547).
- ③ After all documents have been reviewed, reimbursement will be deposited into a designated bank account.

## Commemorative Events and Hongwanji Affiliated Sites in Kyoto

### Summary of Commemorative Event Venues

Activities and commemorative events will be on-going at the following venues.

#### **A** Service Area (yellow zone)

##### ■ Hongwanji architectural treasures—Shoin, Karamon, Hiunkaku

The entire precinct of Hongwanji is a World Cultural Heritage site. Many of the buildings have also been designated as Japanese national treasures or important cultural assets.

These architectural treasures will be open for viewing by delegates.

##### ■ Tegami- A message to Shinran Shonin Display

Messages reflecting on Shinran Shonin's wish for a world of peace and tranquility were submitted by Nembutsu followers from throughout Japan.

##### ■ An'non no tomoshibi- Hongwanji illumination

The Goeido Gate, Amidado Gate and Drum Tower will be illuminated.

#### **B** Rest Area (blue zone)

##### ■ Entertainment stage

Various performances will be presented at the Monbo Kaikan lobby for your entertainment.

##### ■ Dining Area

A dining area in the North parking lot has been prepared for groups who have pre-ordered bentos through the Sampai Center.

#### **C** Monzencho "Goenmachi" Area (green zone)

*Monzencho* (lit., Hongwanji neighborhood), *Goenmachi* (lit., town of interrelationship)

##### ■ Goenmachi Marche (former Shokuryu Elementary School)

Kyoto souvenirs, light meals, and entertainment will be available.

##### ■ Exhibition Hall (Dendo-in)

With "relaxation" as the theme, visual and audio relaxation rooms will be available where delegates can sit and relax. Also on display will be fine art exhibits by Kyoto artisans.

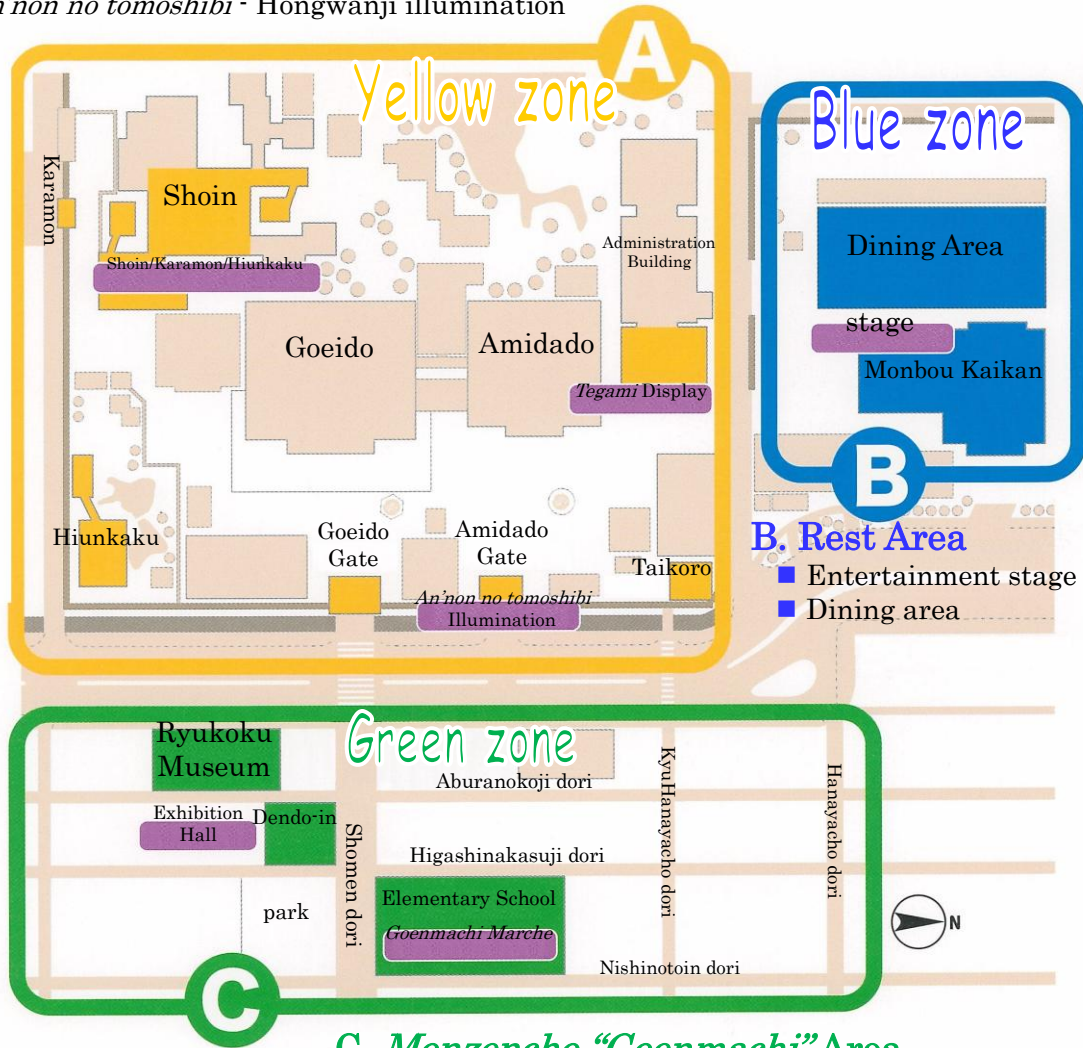
##### ■ Ryukoku Museum

A top-class Buddhist museum that is among the first-of-its-kind to be built by a Japanese private university. Exhibits introduce the beginnings of Buddhism through modern Buddhism as we have today.

# Area map

## A. Service Area

- Hongwanji architectural treasures-Shoin/Karamon/Hiunkaku
- *Tegami* - A message to Shinran Shonin Display
- *An'on no tomoshibi* - Hongwanji illumination



## C. Monzencho "Goenmachi" Area

- *Goenmachi Marche*
- Exhibition Hall
- Ryukoku Museum



## Service Area (yellow zone)

### 1. Hongwanji architectural treasures—Shoin, Karamon, Hiunkaku

#### 1) Summary

A self-guided walking tour through the Hongwanji architectural treasures will be available to delegates. English and Japanese handouts on the architectural treasures will be provided. Refer to the Hongwanji architectural treasures route map (Fig. 2).

#### 2) Hours

<b>memorial observance period</b> April 9*-16, May 9-16, June 9-16, July 25-30, Aug 6-7, Sept 9-16, Oct 9-16*, Nov 9-16, 2011 and Jan 9-16, 2012	8:30 a.m. - 5:30 p.m.
<b>day before memorial observance period</b> April 8, May 8, June 8, Sept 8, Oct 8, Nov 8, July 24, August 5, 2011, and Jan 8, 2012	12:30 p.m. - 5:30 pm
<b>day after memorial observance period</b> April 17, May 17, June 17, Sept 17, Oct 17, Nov 17, July 31, August 8, 2011, and Jan 17, 2012	8:30 a.m. - noon

Note: entry into the Shoin ends 30 minutes before closing.

Note: The Shoin is designated as the reception area for special guests. The course route through the Shoin will change depending on time of day and as necessary. The Shoin will be closed the morning of April 9, 2011 and all day October 15 and 16, 2011. The Karamon and Hiunkaku will be open for viewing during Hongwanji hours. For more information, contact the Sampai Center.

3) The self-guided tour takes approximately 60 minutes.

### Route map

#### 2. *Tegami*- A message to Shinran Shonin

In observance of the 750th Memorial for Shinran Shonin, Nembutsu followers from throughout Japan were invited to write on themes reflecting on Shinran Shonin's wish for a world of peace and tranquility. Themes included (1) Shinran Shonin, (2) important person, (3) life, (4) separation, (5) self, (6) *goen*, (7) dream, (8) to the future earth. The letters are on exhibit during the duration of the 750th Memorial for Shinran Shonin observance, April 9, 2011 – January 16, 2012.

■ **Location:** Hongwanji Administration Building, East lobby. (Fig. 3) Subject to change.

#### 3. *An'non no tomoshibi*- Hongwanji illumination

The Goeido Gate, Amidado Gate, and Drum Tower will be illuminated.

■ **Location:** Goeido gate, Amidado gate, Drum Tower (Fig. 4)

■ **Dates:** April 9, 2011 - January 16, 2012

■ **Hours:** 6:00 p.m. - 9:00 p.m. daily

## **B** Rest Area (blue zone)

### 1. Entertainment stage

Performances including music concerts will be performed daily during memorial observance periods at the Monbo Kaikan lobby.

■ Location: Monbo Kaikan lobby

■ Time: 12:00–12:30 p.m.

\*Performances at Goenmachi marche will take place from 4:00 – 4:30 p.m.

### 2. Dining area

In the north parking lot, on the north side of Monbo Kaikan, a tent has been set up for is specially built as a dining area for groups who have pre-ordered bentos through the Sampai Center. Refer to **page 11** for details.

## **C** Monzencho “Goenmachi” Area (green zone)

### 1. Goenmachi Festa

#### 1) Goenmachi Marche

Kyoto souvenirs, farmer’s market, light meals, and entertainment will be available.

■ Location: Former Shokuryu Elementary School grounds (east side of Dendo-in)

■ Hours: 10:00 a.m. - 6:00 p.m. (during memorial observance periods)

#### 2) Goenmachi Marche Stage

Days	Time	Program
Daily during memorial observance periods	4:00 - 4:30 p.m.	concerts, rakugo (Japanese comic storytelling), KBS radio live broadcast shows among many other performances
Most Saturday and Sundays during memorial observance periods	noon - 1:00 p.m.	Public Lecture Series: “Do You KYOTO” Topic lectures will include the environment and the meaning of An’non. *150 seats will be available on a first-come-first-served basis.

### 2. Goenmachi Stamp Rally

Complete the stamp sheet and be eligible to enter in the drawing for a chance to win prizes.

■ Stamp stations: Ryukoku Museum, Dendo-in, *Goenmachi Marche*

■ Entry location: KBS Radio booth at the *Goenmachi Marche*

■ Dates: During memorial observance periods

■ Hours: 10:00 a.m.–6:00 p.m.

\* Entry into Ryukoku Museum ends at 5:00 p.m.

■ Stamp Rally sheets are available at the three stamp stations.

### 3. Exhibition Hall (Dendo-in)

Dendo-in is the symbol of its surrounding *Monzencho*. With “relaxation” as the theme, visual and audio relaxation rooms will be available where delegates can sit and relax. Also on display will be fine art exhibits by Kyoto artisans and a 750th Memorial for Shinran Shonin display panel.

■ Location: Dendo-in (At the corner of Shomen dori and Aburanokoji dori)

■ Dates: April 9, 2011–January 16, 2012

■ Hours: 10:00 a.m.–6:00 p.m.

■ Takes approximately 30-60 minutes to view exhibits.

■ Free admission

## **Ryukoku Museum      Opens April 5, 2011**

In observance of the opening of the Ryukoku Museum and the 750th Memorial for Shinran Shonin

### ***Shakuson to Shinran***

To commemorate the 370th Anniversary of the founding of Ryukoku University, the Ryukoku Museum was built, introducing the beginnings of Buddhism and its expansion toward Japanese Buddhism. The first exhibition entitled *Shakuson to Shinran* will include artifacts related to Sakyamuni Buddha, the founder of Buddhism and Shinran Shonin, the founder of Jodo Shinshu, to commemorate the 750th Memorial for Shinran Shonin.

1. Days of operation: Open daily except Mondays. However, during the memorial observance periods (including the day before and after each period), the museum will be open.
2. Hours: 10:00 a.m. – 5:00 p.m. (Entry into Ryukoku Museum ends at 4:30 p.m.).  
Note: For group reservations made in advance through the Sampai Center, museum hours are extended to 9:00 a.m. – 6:00 p.m. (Entry into Ryukoku Museum ends at 5:30 p.m.)
3. Admission:
  - General: 500 yen
  - 400 yen per person for groups more than 20 persons.
  - 300 yen per person for groups with advance reservations
  - Seniors/ Students (College/University): 400 yen (groups: 300 yen)
  - High School: 300 yen (groups: 200 yen)
  - Jr. High and below: Free
4. Payment  
Admission for groups chartered by a Japanese tour agency will be billed at a later time. Private parties with advance reservation may request to make their payment on the same day of their visit to the museum.
5. Route  
To avoid unnecessary congestion, all visitors are asked to follow the route indicated.
6. Requests by the Museum (during memorial observance periods)
  - ① The 3rd floor theatre room will be available for a panoramic view of Hongwanji.
  - ② Bathrooms are limited in the museum. We encourage everyone to use the washroom facilities on the Hongwanji grounds before visiting the museum.
  - ③ Waiting areas are not available within the museum. Groups are advised to utilize the Hongwanji grounds or the Monzencho area as a meeting area.
7. Takes approximately 45 minutes to view exhibits.
8. Contact: Ryukoku Museum (Ryukoku University)      Tel 075-351-2500

**Directory** \*Dial 075 (Kyoto area code) first when calling from outside of Kyoto.

**Shinran Shonin's 750th Memorial Reception Center.....Tel: 371-5320\***

**Fax: 371-5310**

**Hongwanji related department or facility**

Hongwanji Main Office.....Tel: 371-5181\*

Fax: 351-1211

Hongwanji Monbou Kaikan .....Tel: 342-1122\*

Fax: 342-1125

Otani Hombyo .....Tel: 531-4171\*

Fax: 531-2072

Hino Birth Place .....Tel: 575-2258\*

Suminobo.....Tel: 841-8735\*

**Hongwanji International Center.....Tel: 371-5547**

**Fax: 371-4070**

**\*JAPANESE ONLY**

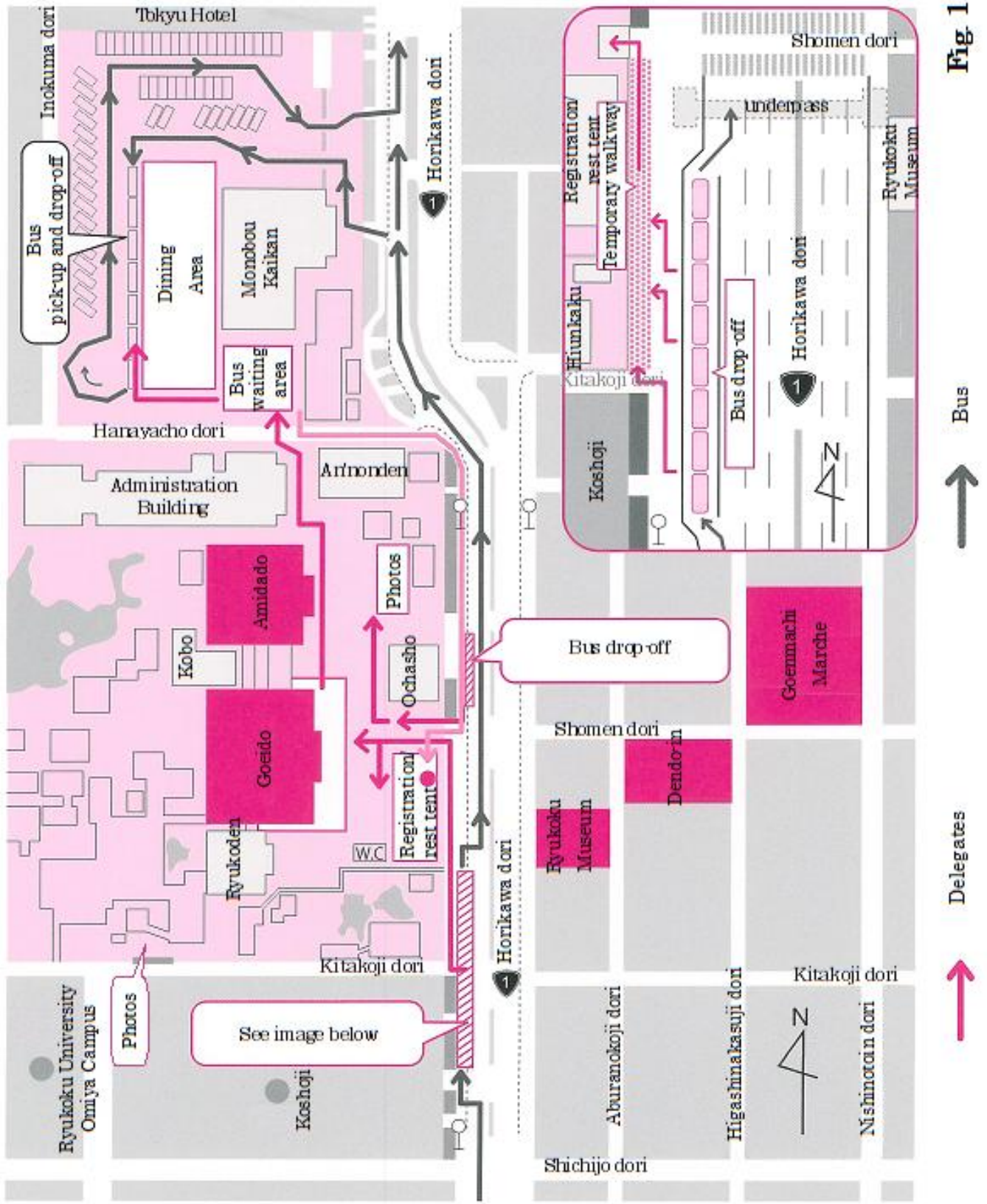
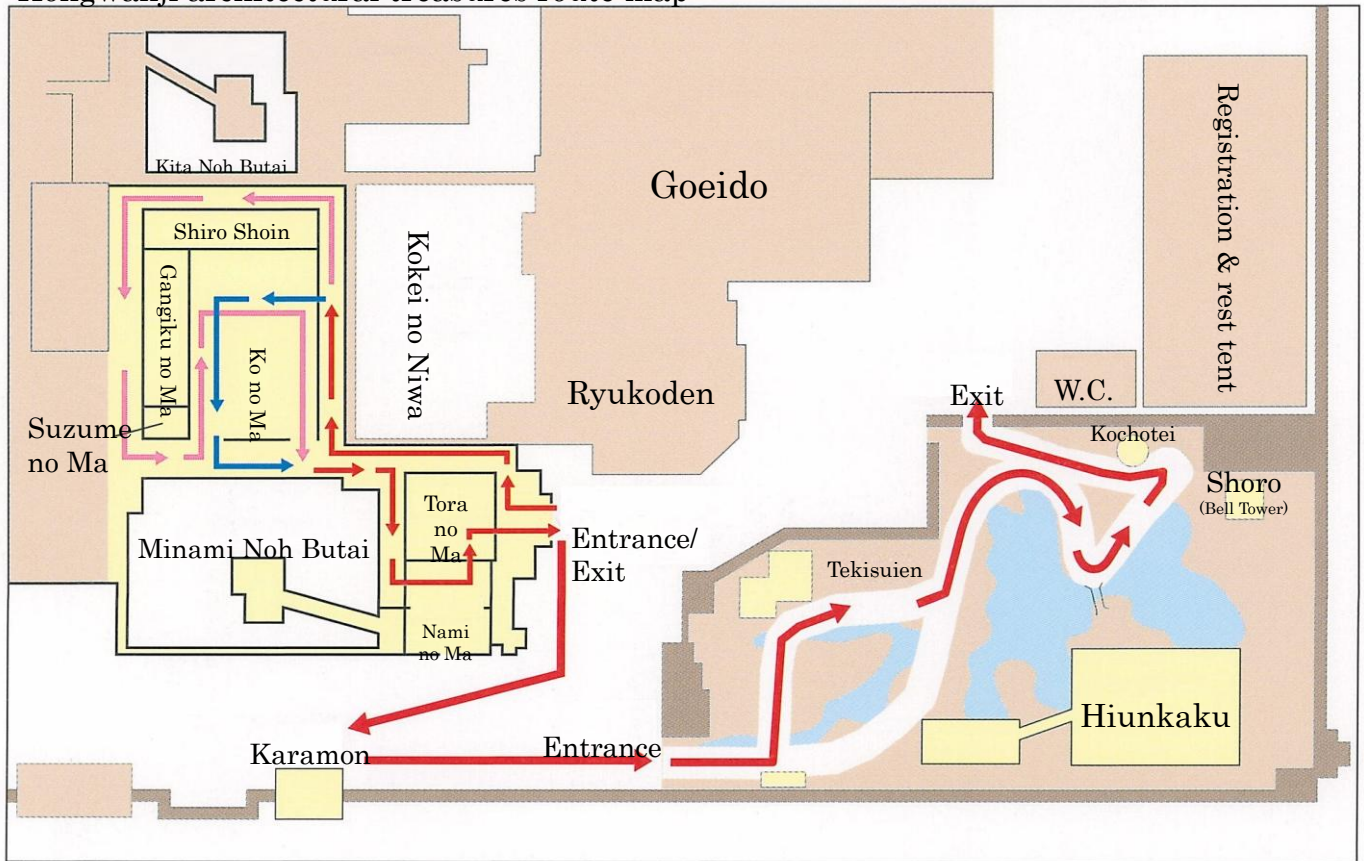


Fig 1

Hongwanji architectural treasures route map



Morning course

Afternoon course

Fig. 2

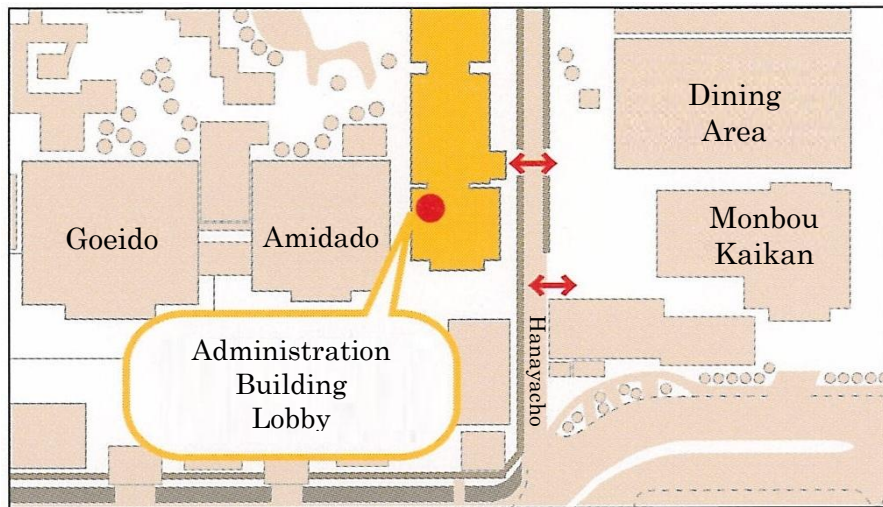


Fig. 3

*Tegami* - A message

to Shinran Shonin

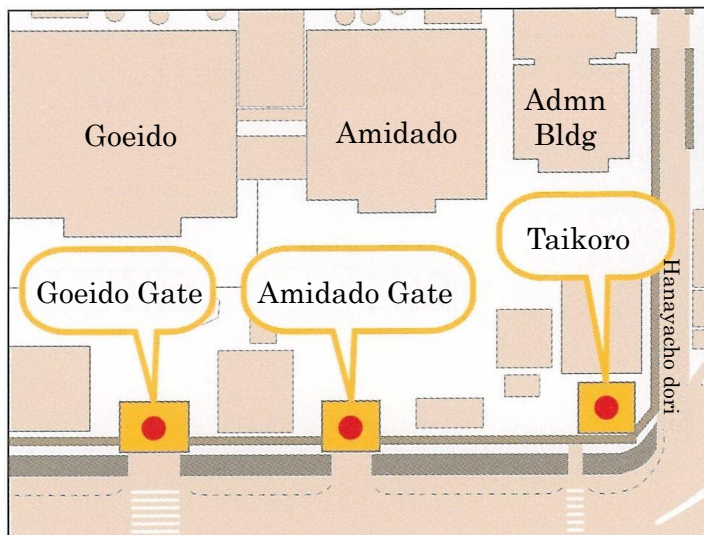


Fig. 4

*An'non no tomoshibi*  
Hongwanji Illumination



# FORMS

- ◆ KIKYOSHIKI APPLICATION FORM
- ◆ CONFIRMATION CEREMONY APPLICATION FORM FOR NAME REQUEST
- ◆ RESERVATION FORM FOR GROUP PICTURES
- ◆ AN'NON BENTO RESERVATION ORDER FORM



# 帰敬式受式願(内願用)

## Confirmation Ceremony Application Form for Name Request

申請日 20 (H )年 月 日  
Date of application Year Month Day

受式日 20 (H )年 月 日 【朝/昼】  
Date of Ceremony Year Month Day Morning / Afternoon

法 名	Buddhist name (フリガナ) シャク (音読みでご記入ください) Shaku * Write Sino-Japanese reading in <i>katakana</i> .		
	釋 * Write in Chinese characters.		
お 名 前	Secular name * Write in <i>katakana</i> .		
	姓 Last	名 First	Signature
性 別	男 Male	女 Female	生年月日 Date of Birth
			年 月 日 ( 歳) Year Month Day Age
ご 住 所	Mailing Address		
	電話 ( )	-	
Telephone			

所属寺 開教区  
Affiliation Overseas District Temple affiliation

開教使  
Minister \* Print name using block letters. Minister's Signature

### For Hongwanji office use only

備考			
受付日	年	月	日 係

※ご記入いただいた個人情報は、厳正に管理し、他に開示することはありません。  
The information presented here will be strictly kept confidential.

# 750th Memorial for Shinran Shonin



## Group Pictures

Hongwanji contracted photographers will be available for group picture taking during the observance periods of the 750th Memorial for Shinran Shonin.

### Information

#### Hongwanji International Center

Tel: 075-371-5547 (Direct line) Fax: 075-371-4070

- For orders, pick-up, and delivery
  - 1) Inform the photo studio representative of the number of photos ordering at the time of picture taking.
  - 2) Photographs will be ready for pick-up approximately two hours following the photo session. Groups that have their picture taken before the service will receive their photographs upon departure from Hongwanji.
  - 3) Those with accommodations near Hongwanji may request to have the photographs dropped off at the lodging facility.
  - 4) Photos will be mailed for groups scheduled to leave immediately following picture taking.
- Price and size: **¥800** (tax incl.) **16.5cm X 21.5cm** (enclosed in holder)
- Locations: In front of the Amidado or Karamon Gate
- Groups who would like to request a photographer for picture taking at other Hongwanji sites (i.e. Otani Hombyo, Hino Birth Place, and Suminobo Temple) may contact the Hongwanji International Center for more information.
- Contracted photography studios: Kyoei Shashin, Corona, Shimizu Kogeisha
- Contact Kyoei Shashin for any inquiries following the photo session. Tel: 075-532-4080

## 親鸞聖人 750 回大遠忌参拝センター行 Shinran Shonin 750th Memorial Sampai Center

## 親鸞聖人750回大遠忌団体参拝記念写真撮影申込書 Reservation Form for Group Pictures

参拝団名称 Group name	
引率責任者または事務責任者 Name of accompanying group leader / liaison	

お申込内容【□に✓印を付けてください】 Check (✓) the necessary sections.

撮影日 Date of picture taking	撮影日時は本山到着時又は参拝センターからの調整日時になります。 Group pictures will be taken upon arrival to Hongwanji or at a time specified by the Sampai Center.		
撮影予定人数 Number of delegates in photo	_____ person(s)	備考 comments	
※混雑が予想されますので、撮影はバス単位毎になります。寺院毎を希望される場合は下記に記載ください。 To avoid delays and congestion, it is suggested that group photos be taken per bus group. However, individual temple group photos may be taken. Please list each group name below. (Example: _____ Buddhist Temple)			
注文予定 Order amount	<input type="checkbox"/> 全員注文予定 All delegates	<input type="checkbox"/> 希望者の予定 Requested delegates only	
撮影希望場所 Location	<input type="checkbox"/> 阿弥陀堂前白洲 In front of Amidado	<input type="checkbox"/> 唐門前 In front of Karamon Gate	

お申込み後、確認書および請求書を送付いたします。送付先をご指定ください。

Order confirmation and bill will be sent at a later date.

Please check (✓) the party and contact information to which the notices should be sent to.

参拝協力会社連絡先 (Japanese travel agent)     引率責任者 Accompanying group leader     liaison

会社名			【担当者】 Name
支店(営業所名)			
住所 Address	郵便番号	—	
TEL	(     )	—	担当者携帯番号 Cellular ※利用当日の確認に使用します To be used only on day of visit to Hongwanji.
FAX	(     )	—	

随行撮影業者利用の場合は写真業者の連絡先を下記に記入してください。

If you are attended by your own photographer who will be taking your group picture at Hongwanji, please submit the photographer's information below and obtain a permit from the Sampai Center.

会社名 Photography studio's name			担当者 Photographer's name		
住所 Address					
TEL	(     )	—	FAX	(     )	—

本願寺記入欄    お申込み後、この用紙にて申し込み受領確認を返送させていただきます。  
Hongwanji use only. This form with the section below completed, will be returned to you as your confirmation.

受付日 Date of receipt	2011 / _____(Month) / _____(Date)	備考 Notes
---------------------	-----------------------------------	----------

親鸞聖人七五〇回大遠忌法要  
安穩弁当



An'an Bento

**Lunch**  
**Boxed lunch**  
1,000 yen (tax incl.)

- cooked vegetables
- vegetable tempura
- grilled salmon
- fried egg
- pickled vegetables
- white rice
- red bean rice
- tea

**Breakfast**  
**Sandwiches**  
500 yen (tax incl.)

- Sandwiches (tuna, potato salad, egg, ham)
- French fries ●sausages ●orange juice

**Breakfast**  
**Rice balls**  
500 yen (tax incl.)

- Riceball (1- nori, 1- dried perilla leaves)
- grilled salmon ●fried egg ●rolled seaweed
- cooked bamboo shoots ●pickled vegetables ●tea

**To order**

- ◇ Orders must be placed **3 months prior** to your visit to Hongwanji.
- ◇ Cancellation/Refund Policy
  - Changes and cancellations must be made **by noon the day before** delivery.
  - Cancellations received after 12:00 p.m. (noon) of the stated deadline are eligible for a 50% refund. Cancellations received after 5:00 p.m. of the stated deadline will not be eligible for a refund unless stated otherwise.
  - A dining area in the North parking lot has been prepared for groups ordering bentos. Due to sanitary reasons and bento box disposal purposes, we ask that the bentos be consumed in the dining area only. Bentos are not to be taken elsewhere, including the Hongwanji courtyard and/or tour bus.
  - Seating arrangements are prepared according to groups. We ask for your cooperation and sit in your assigned area.

**(Information)**

Hongwanji International Center  
Tel: 075-371-5320 Fax: 075-371-5310

親鸞聖人 750 回大遠忌参拝センター行 Shinran Shonin 750th Memorial Sampai Center  
**親鸞聖人750回大遠忌法要 安穩弁当申込書**  
**An'on Bento Reservation Order Form**

参拝団名称 Group name		弁当利用日 Bento requested for
引率責任者または事務責任者 Name of accompanying group leader / liaison		2011 / _____(Month) / _____(Date)

- お申込の内容（朝食・昼食利用に✓印をつけてください。また、個数をご記入ください。）
- 添乗員や乗務員の弁当が必要な場合は参拝者個数と別にご記入ください。
- Check (✓) the meal choice and write the number of meals you would like to order.
- Meals requested for tour/ bus attendant(s) should be marked in the designated boxes. Do not include with delegates order.

		個 数 Group delegates	添乗員 Tour conductor(s)	乗務員 Bus attendant(s)
朝食 Breakfast	<input type="checkbox"/> おにぎり Rice balls	pcs.	pcs.	pcs.
	<input type="checkbox"/> サンドイッチ Sandwiches	pcs.	pcs.	pcs.
昼食 Lunch	<input type="checkbox"/> 幕の内 Boxed lunch	pcs.	pcs.	pcs.

お申込み後、確認書および請求書を送付いたします。送付先をご指定ください。

Order confirmation and bill will be sent at a later date. Please check (✓) the party and contact information to which the notices should be sent to.

(A) 参拝協力会社連絡先 (Japanese travel agent)

会社名		【担当者】	
支店(営業所名)			
住 所	郵便番号	—	
TEL	( )	担当者携帯番号 Cellular	※利用当日の確認に使用します
FAX	( )	—	

引率責任者 (Accompanying group leader / liaison)

住所 Address		【担当者】 Name of Group leader / liaison	
TEL	( )	携帯番号 Cellular	※利用当日の確認に使用します To be used only on day of visit to Hongwanji.
FAX	( )	—	

本願寺記入欄 お申込み後、この用紙にて申し込み受領確認を返送させていただきます。  
 Hongwanji use only. This form with the section below completed, will be returned to you as your confirmation.

受付日 Date of receipt	2011 / _____(Month) / _____(Date)	備考 Notes
---------------------	-----------------------------------	----------